


The VIP-2 Experiment

-Looking for the violation of the Pauli exclusion principle



LUCA DE PAOLIS
for the VIP2 Collaboration, LNF-INFN



Trieste Quantum Junior Days, 24-26/07/2019, Adriatica Guesthouse, Trieste.

INDEX

1. How it is possible to investigate the Pauli exclusion principle (PEP) with VIP-2
1. The VIP-2 experiment: purpose and apparatus
1. The preliminary upper LIMIT for the PEP violation probability of electrons in copper got with data acquired until July 2017.
1. New significant improvements of the VIP-2 apparatus performed during 2018 and a NEW preliminary upper LIMIT for the PEP violation probability of electrons in copper calculated in the new present configuration of the apparatus
1. The «Random Walk» model and the future prospects offered by its use for the calculation of the limit in VIP-2

1. How it is possible to investigate the PEP with VIP-2

In Quantum Mechanics the PEP can be formalized starting from two fundamental principles:

- 1) All states, including those related to identical particles, are described in terms of wave functions
- 2) Bosonic and fermionic states have a different behavior in relation to the application of the exchange transformation (permutation) of identical particles: the former are symmetrical and the latter are anti-symmetrical



This superselection rule "does not appear as a necessary feature of the quantum-mechanical description of nature".

Messiah A.M.L. and Greenberg O.W.; *Physics Review* 1964, 136, B248.



1. How it is possible to investigate the PEP with VIP-2

States of mixed symmetry could, therefore, in principle, exist



Possible existence of particle states that follow a **different statistic than the fermionic or bosonic one.**

O. Greenberg, one of the pioneers of parastatistic studies, says that a possible violation of the PEP could be due to:

“Possible external motivations for violation of statistics include: (a) violation of CPT, (b) violation of locality, (c) violation of Lorentz invariance, (d) extra space dimensions, (e) discrete space and/or time and (f) noncommutative spacetime....”.

O.W. Greenberg: AIP Conf.Proc.545:113-127,2004

1. How it is possible to investigate the PEP with VIP-2

The experimental method of VIP-2 is based on the introduction of "new" electrons in a copper bar by applying an electric current.

A small violation of PEP can be described in Quantum Mechanics as proposed by Greenberg in

O.W. Greenberg, Nucl. Phys. B (Proc. Suppl.)6, 83–89(1989):

Whenever an electron is captured by an atom, a new state is formed that can have a certain probability of being a mixed symmetry state. This state is highly excited and from its decay one could observe a possible transition prohibited by the PEP.

1. How it is possible to investigate the PEP with VIP2

Experimental goal: Search for X-rays from PEP violating transitions

Energy transition K α allowed: **8.05 keV in Cu**

PEP forbidden K α energy transition:

~ 7.74 keV in Cu

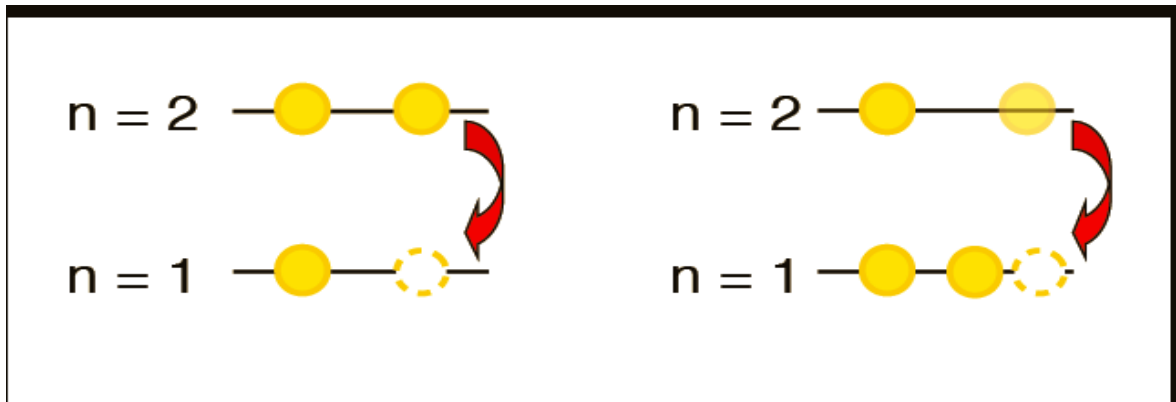
C. Curceanu, L. De Paolis et al., "Evaluation of the X-ray transition energy for the Pauli-principle-violating atomic transitions in several elements by using Dirac-Fock method", 2013, INFN-13-21/LNF.

MULTICONFIGURATIONAL DIRAC-FOCK METHOD

Software for muon atoms adapted to non-antisymmetric electrons

Parameter optimization through a self-consistent process

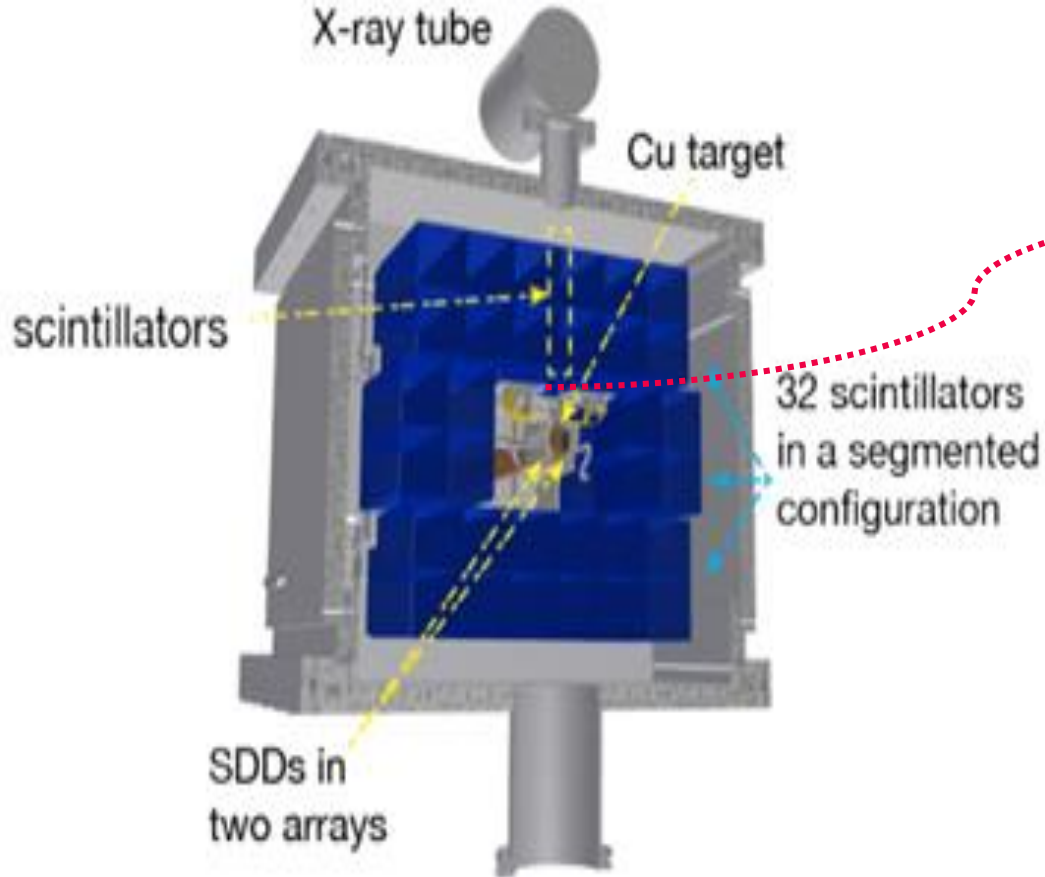
It takes into account: relativistic and radiative corrections, lamb-shift, Breit operator,



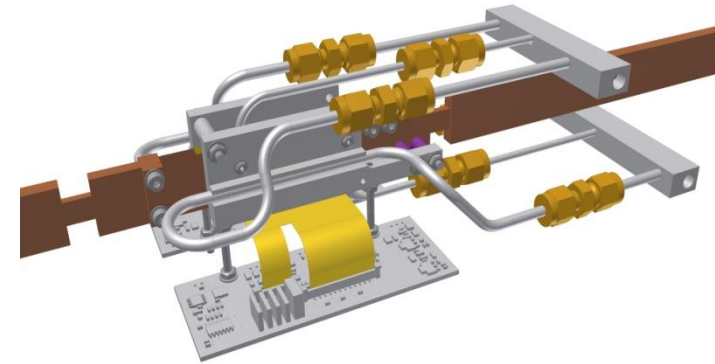
An e⁻ in any level n > 2 make a transition to level 2P.
The non-Paulian transition to level 1S produces the emission of a PEP violating X-ray.

2. The **VIP2 experiment**: purpose and apparatus.

Schematization of the VIP2 chamber



Target of VIP2

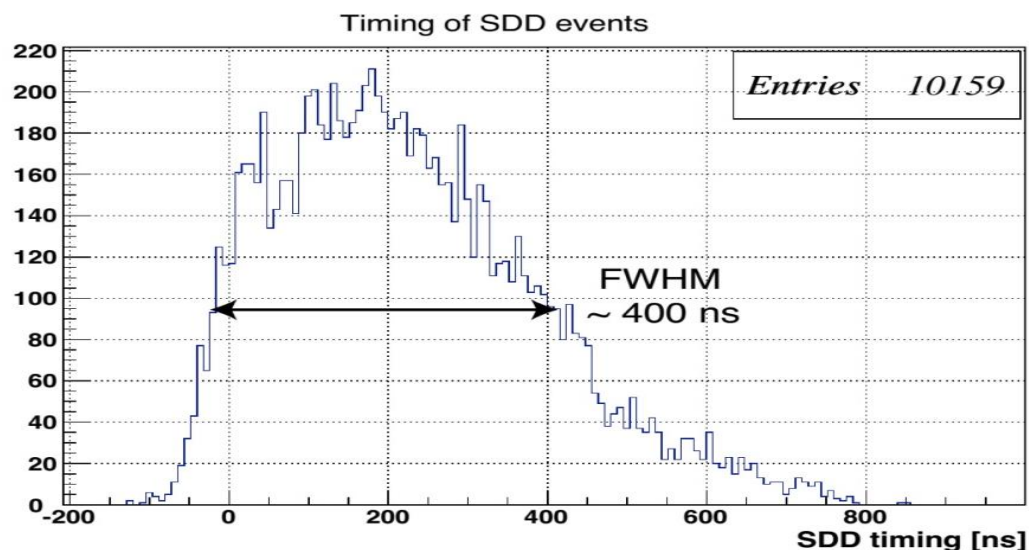



Characteristics of the target: the 2 strips (10 cm x 1 cm x 50 μm) are connected to an external generator by 2 thin copper bars. Due to the Joule effect, the current (100 A) heats the target to 20 $^{\circ}\text{C}$. A water circuit cools the 2 copper strips so that the temperature of the detectors placed close to the target don't increase by more than 2K.

2. The **VIP2 experiment: Silicon Drift Detectors (SDDs)**

In the apparatus the SDDs are organized in 2 chips containing 3 cells with 100 cm^2 of active area each. Those chips surround the target to optimize the coverage on a solid angle and are cooled to $T \approx 100 \text{ K}$ by liquid Argon to get a better performance in terms of energy resolution.

The energy resolution was tested with a Fe-55 source through a $25 \mu\text{m}$ thick Ti-plate. The lines of the K series of Mn and Ti are used to calibrate the spectrum and measure the energy resolution at 6 keV. This test resulted in a **resolution of about 150 eV at 6 KeV.**



SDDs provide information on radiation energy and timing -> measurement performed with respect to the scintillator trigger: **400 ns (FWHM).**

SUFFICIENT TEMPORAL RESOLUTION TO DISCRIMINATE THE BACKGROUND EVENTS


2. The **VIP2 experiment**: the **VETO system**



heat insulator wrapped around the SDDs side scintillators

Used to select incident events with high energy RC unshielded from rock and environmental background.

Composed of 32 plastic scintillators measuring $40 \text{ mm} \times 32 \text{ mm} \times 250 \text{ mm}$ and covering a solid angle $> 90\%$ compared to the target.



copper conductor SDD preamplifiers
bottom scintillators Zr and Ti foils for energy calibration

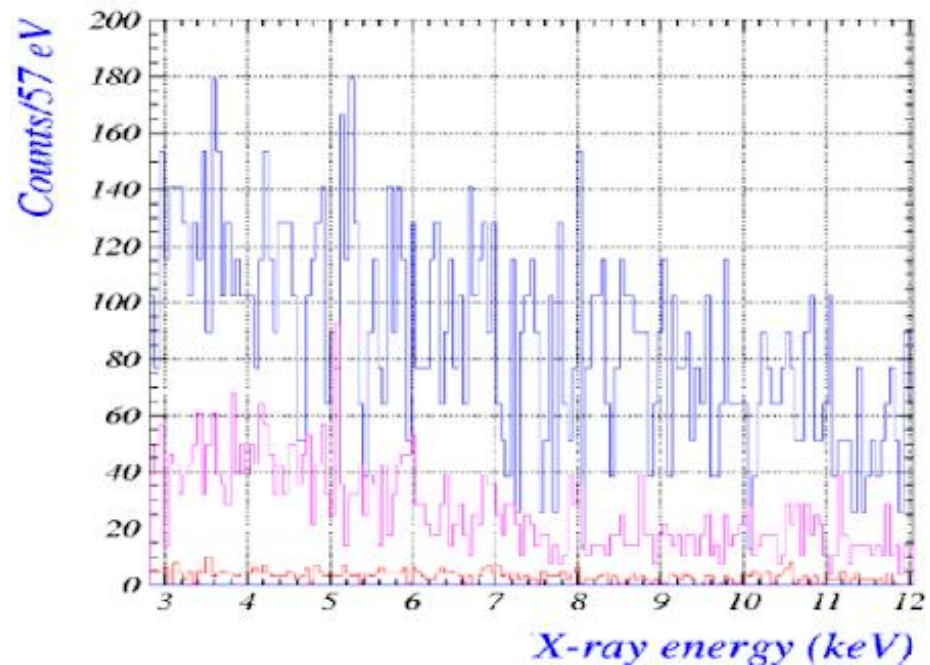
They are read by pairs of SiPM (with $3 \times 3 \text{ cm}^2$ of active surface each) located at both ends.

THE ACTIVE SHIELD ALLOWS TO REDUCE THE BACKGROUND IN THE RANGE OF INTEREST FOR A VIOLATION X-RAY OF ABOUT 1 ORDER OF GRANDNESS

2. The **VIP-2 experiment: location.**

The experiment is taking place at National Laboratories of Gran Sasso (LNGS), an extremely low background environment inside the Gran Sasso mountain.

Graphic result of a test done with 2 CCD and normalized distribution



The background is reduced by a factor ≈ 20

2. The **VIP-2 experiment: Improvements and goal**

Improvements made compared to VIP:


- More compact system -> improves acceptance
- New target: 2 strip 10 cm x 1 cm x 50 μm
- Different cooling system for target (water)
- Current flowing into the target ≥ 100 A
- Nitrogen flushing to reduce radon in barrack
- New detectors SDD with better resolution, cooled with liquid Argon (~ 100 K).
- Veto system with plastic scintillators read by SiPM (Silicon Photomultiplier)
- Expected data acquisition 3-4 years.

Changes in VIP2	value VIP2 (VIP)	expected gain
acceptance	12 % (~ 1 %)	12
increase current	100 A (40 A)	> 2
reduced length	3 cm (8.8 cm)	1/3
total linear factor		8
energy resolution	170 eV (320 eV) @ 8 keV	4
reduced active area	6 cm ² (114 cm ²)	20
better shielding and veto		5-10
higher SDD efficiency		1/2
background reduction		200 - 400
overall improvement		> 120

FUTURE GOAL

$$\frac{\beta^2}{2} < 4.7 \times 10^{-29} \rightarrow 10^{-31}$$

2. The **VIP-2 experiment**: photos of the apparatus



3. The preliminary upper LIMIT for the PEP violation in copper got with data acquired until July 2017

Subtracting the spectra:

$$\Delta N_x = 97 \pm 91$$

Normalized to 82 days

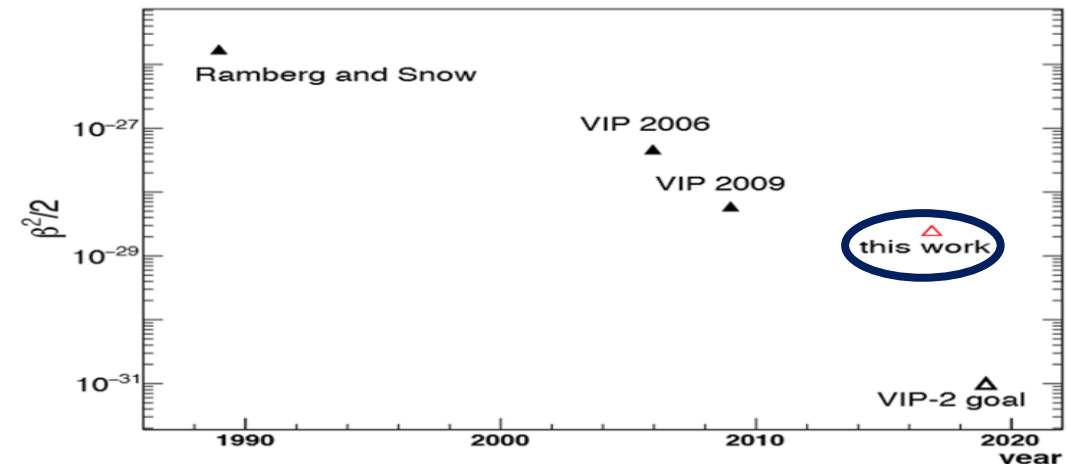
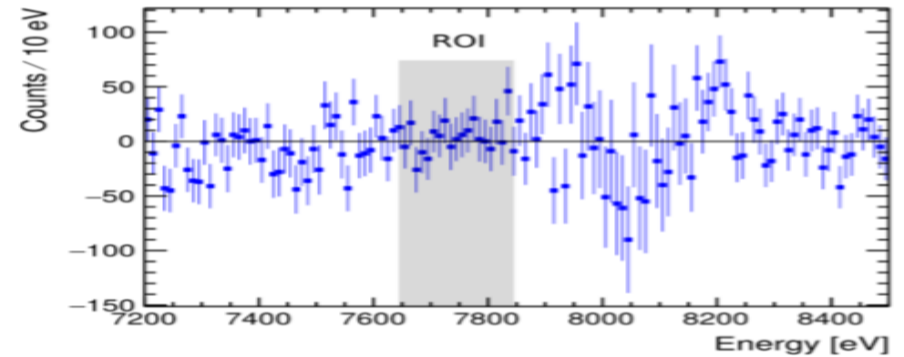
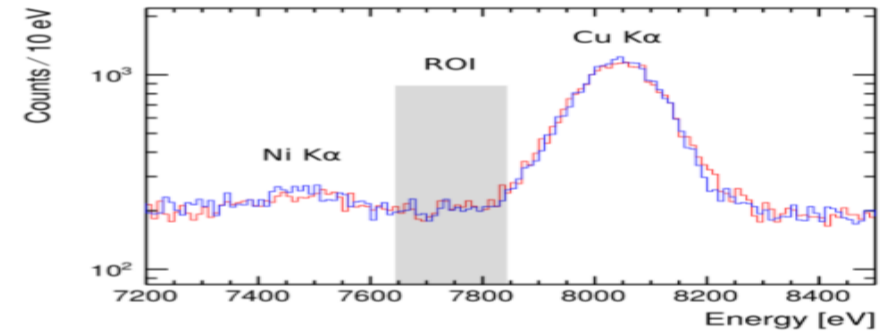
$$\Delta N_x \geq \frac{\beta^2}{2} N_{new} \frac{1}{10} N_{scatt} \times Eff_{Det}$$

$$\frac{\beta^2}{2} \leq 1.87 \times 10^{-29}$$

Confidence Level: 99.73%

P. Andreas et al., «Test of the Pauli Exclusion Principle for Electrons in the Gran Sasso Underground Laboratory», PHD Thesis, 2019.

We note how with VIP2 we have managed, in the space of about 82 days of data collection, to determine a value of the upper limit of the PEP violation slightly better than that obtained by VIP in about three years of measurement.



4. New significant improvements of the VIP-2 apparatus performed during 2018

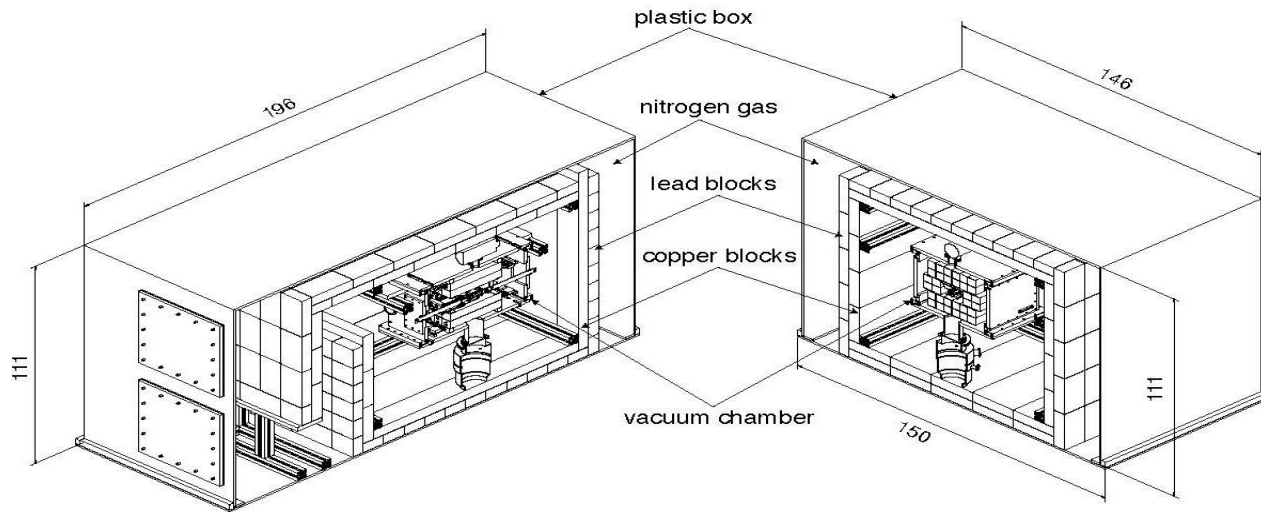
A further upgrade of the VIP-2 setup was performed in April 2018:

- the SDDs arrays were replaced with two arrays 2×8 for a total of 32 SDDs

$$Eff_{det} = 1.82\% \rightarrow 4\%$$

- new thinner ($25 \mu\text{m}$) copper targets were realized, in order to reduce the X-rays absorption inside the target.

In November 2018 the final configuration of the VIP-2 experimental apparatus was completed with the passive shielding, made of two layers of lead and copper blocks.



The passive shield will kill most of the background due to environmental gamma radiation.

FIGURE: Perspective views of the VIP-2 apparatus with passive shielding, with the dimensions in cm. Nitrogen gas with a slight over pressure with respect to the external air will be circulated inside a plastic box in order to reduce the radon contamination.

4. A **NEW** preliminary **upper LIMIT** for the **PEP violation probability** of electrons in copper calculated in the new present configuration of the apparatus

A preliminary result has been calculated using 39 days of data acquired during 2018 in the new present configuration of the apparatus.

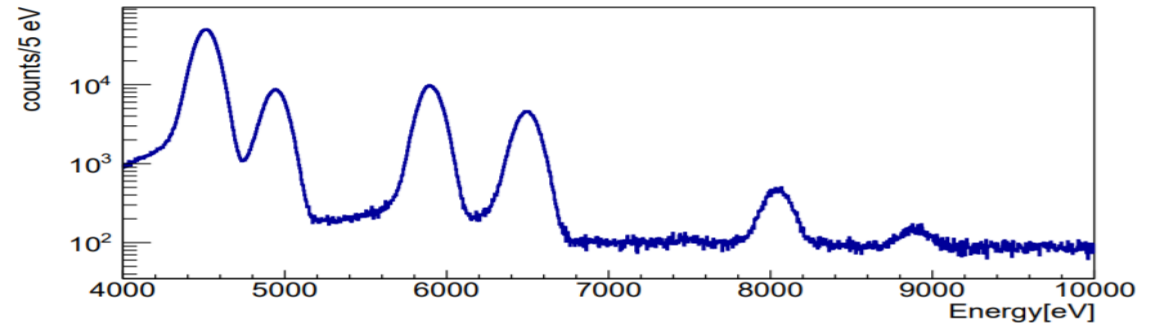
$$\Delta N_x = 93 \pm 90$$



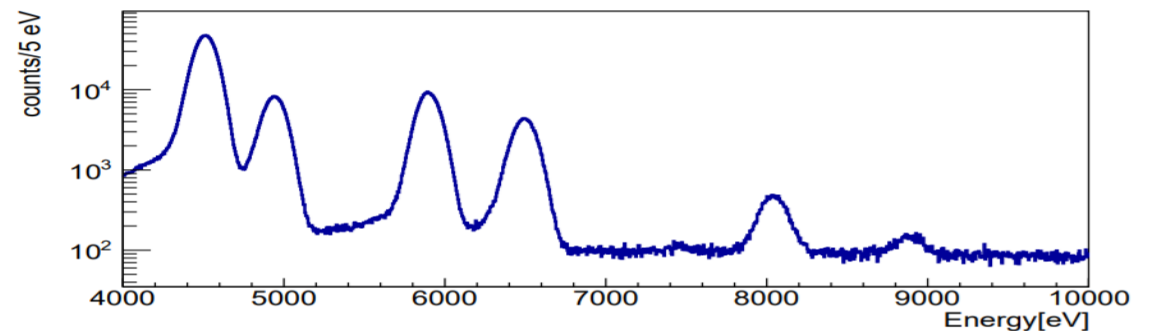
$$\frac{\beta^2}{2} \leq 1.6 \times 10^{-29}$$

Confidence Level: 99.73%

The upgrades done for the new configuration of the apparatus improved the result got in the space of about 82 days of data collection with the previous setup in about half of data taking time.



Energy calibrated spectra with current circulating on target (100 A)



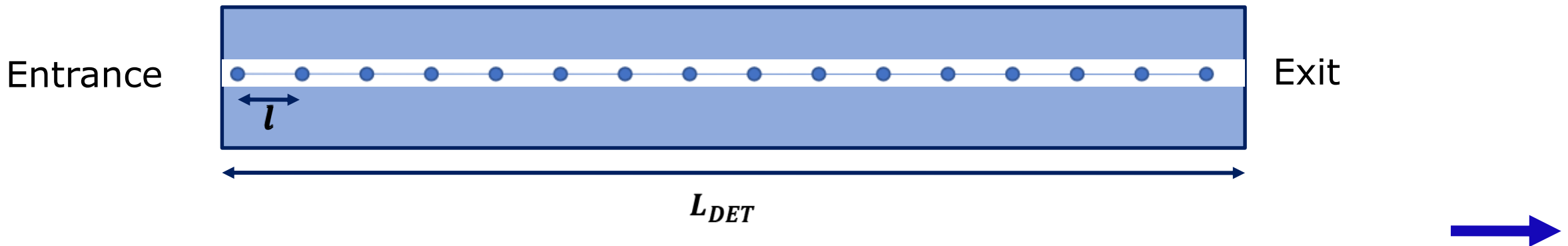
Energy background calibrated spectra with current off normalized to 39 days

5. The «Ramberg & Snow» model

In the experiment VIP the number of scatterings for the single electron was calculated as:

$$\frac{L_{DET}}{l} \begin{array}{l} \longrightarrow \\ \longrightarrow \end{array} \begin{array}{l} \text{Linear length of the target} \\ \text{Average free electron path} \end{array}$$

In VIP2 the target length is 10 cm (≈ 7.5 cm actually crossed by current) and the free electron average path in copper is 40 nm. The number of scatterings of the single electron for RS is $\sim 2 \times 10^6$



5. The «Random Walk» model

The drift velocity of the electron in the copper is:

$$v_d = \frac{I}{newz} \sim 5 \text{ mm/s}$$

n is the density of electrons for each m^3 , e is the elementary charge, w and z are the width and thickness of the target

The mean time of crossing the target for the single electron is **$\Delta t = 16$ seconds.**

Average time between two collisions is: **$\tau = 2,5 \times 10^{-14} s$**

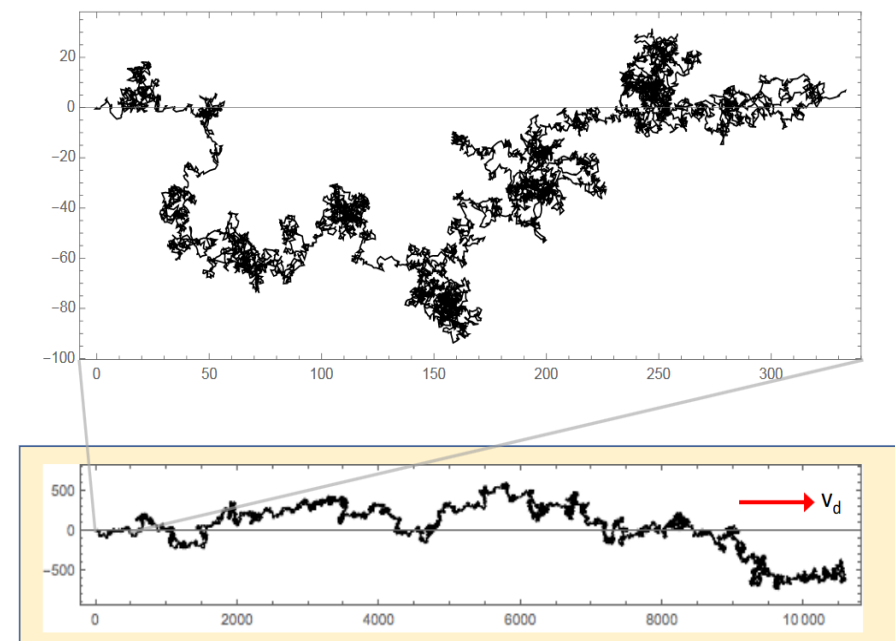
The number of scatterings of the single electron can be calculated as:

$$\frac{\Delta t}{\tau} = 6,4 \times 10^{14} \text{ scatterings} \gg 2 \times 10^6$$

Following the «Random walk» model the upper limit set by VIP-2 could be brought to a value of:

$$\frac{\beta^2}{2} \leq \sim 10^{-40}$$

E.Milotti et al., «On the importance of Electron Diffusion in a Bulk-Matter Test of the Pauli Exclusion Principle», Entropy, 2018.



A particular recognition goes to



The support from the Foundational Question Institute (FQXi) in the framework of the project:
"Events' as we see them: experimental test of the collapse models as a solution of the measurement-problem." (FQXi Grant number: FQXi-RFP-1505)



The support from the John Templeton Foundation in the framework of the project:
58158: Hunt for the "impossible atoms": the quest for a tiny violation of the Pauli Exclusion Principle, Implications for physics, cosmology and philosophy.



**THANK YOU ALL
FOR YOUR
ATTENTION
!!!**